



President's Letter

Visioning Results

Important Dates



This will be the last time I will be officially addressing you as your President. Thanks to your input and an

incredible amount of work from Rachel Morris and Kathleen Baker, CMAG is ready to take its next steps into the future, starting with a board election during the August meeting. (See the nominations section in this newsletter for more information.)

I'm honored to have served as your president for a second time. Seeing CMAG thrive has always been important to me, and that's why I've served on the board or Spring Show committee for 11 out of the 13 years I've been a member. But it's time for me to take a break, so after I help with the transition to the new president and our new strategic plan I will enjoy some time as a regular member.

I want to thank our board and Spring Show committee for all the work they have done and are continuing to do. CMAG would not exist without the work of our volunteers.

Mandy Allen

Since the June brainstorming session, we've been busily reaching out to people who were not able to make it, as well as compiling and organizing the central themes that people were most interested in to create a Strategic Plan document as guidance for the direction the Guild will move over the next few years. The board met to review the first draft of this document, along with a high level time line for action, and has approved the Strategic Document for publication to the membership at large for feedback.

Below is the summary of the plan. Full copies of the document will be available for people at the August Swap Meet and eventually published on our website. Kathleen, Rachel, and the Board can address questions about the materials before, during, and after the session, and we welcome your thoughts.

CMAG Strategic Plan - Version 2.0 - Last Updated 8/14/18

About Us

The Creative Metal Arts Guild is a not-for-profit organization of metal artists who share a common passion for learning,

Continued on page 6

- CMAG Gallery Show App Due - 8/20/18**
- Aug Swap Meet w/Mayer & Watt Gem Show, Jewelry Symposium presentation & Elections - 8/21/18
- Art in the High Desert* - 8/24-26/18
- Palo Alto Festival of the Arts* - 8/25-26/18
- Art in the Pearl* w/ CMAG Demos - 9/1-3/18
- SNAG JAMS Deadline - 9/1/18
- Sept. Newsletter Deadline - 9/11/18
- Sept. CMAG Pot Luck - 9/9/18 - 1-3 pm (No September Meeting)
- OMSI Makers Fair Demos - 9/14-16/18
- Jayne Redman Workshops - 9/19-23/18
- Oct. CMAG Meeting - 10/16/18
- Nov. CMAG Meeting - 11/20/18
- * Shows with CMAG Artists

Table of Contents

- President's Letter.....1**
- Visioning Results.....1**
- CMAG Strategic Plan.....1**
- FY19 Board Vote.....2**
- Gallery Exhibit Opportunity.....2**
- About the August Swap Meet.....3**
- Mayer & Watt Gem Sale.....3**
- Can't Live Without It! Our Favorite Tools of the Trade.....7**
- Guild Business.....7**
- Events of Interest to Our Members.....8**
- Colleague Q&A.....9**
- September Members' Picnic.....9**
- Future Programs.....9**
- Contact Us.....10**

FY19 Board Vote

Per CMAG bylaws, we are required to hold an annual election to vote in our board. This is usually done at the June meeting for our July 1 start of fiscal year, but this year, due to the need to find someone to take over from Mandy upon her (well earned) retirement, the membership voted to hold off on voting until suitable candidates were found.

Other than Mandy, all current board members have expressed their willingness to return for FY19. The Nominating Committee has proposed the below-listed members for the board. Additional and/or alternative nominations can be made in person at the August 21st meeting (our Swap Meet), which will begin with a call for further nominees, after which we will call for a confirmation vote by the membership.

Nomination for Fiscal Year 2019 Board Members:

Rachel Morris, President*
Kathleen Baker, Vice-President*
Marsha Sandman, Member-at-Large
Barbara Covey, Treasurer*
Madeleine Moore, Secretary*
Tai Vautier, Spring Show
Sharon Smith, Programs
Cindy Proctor, Education
Bob Woods, Webmaster

CMAG Staff (auto-renew):

Terry Williams Brau, Librarian
Marcy Swanson, Refreshments

* These four roles are the minimum required to make up a CMAG Board, per our bylaws.

Gallery Exhibit Opportunity - **DEADLINE MONDAY 8/20!**

If you've ever attended a CMAG meeting at the **Multnomah Arts Center**, you've probably noticed the gallery space on the left as you walk in the front door. We've decided to apply for a place on their 2019 roster, with a show organized around the theme of **Renewal**. Madeleine Moore will be coordinating our group application.

If you're interested, please email the following to Madeleine at sangstone@gmail.com:

- * Your resume
- * A short biography
- * A brief artist statement (that last will probably be woven into a group statement)
- * A single image, sized to 1024 pixels on the longest side, of a typical example of your work (not necessarily to be shown in the exhibit)

We MUST have your materials by midnight, August 20th (this coming Monday).

This is a good exhibition opportunity for large and dramatic metal pieces, but also for small and accessible pieces - all items are for sale. Your work could be commercial or just conceptual, and of course it doesn't have to be jewelry - it just needs to adhere to the theme.

To be clear: We won't know whether we'll have a place or not until September. The exhibition won't take place until January, at the earliest, so you don't have to have work completed any time soon. We'd just like your personal information and one image to submit to the jurors as a group package.

From MAC:

REQUIREMENTS

- * The artist must be an Oregon resident, or Washington resident in the Portland Metro Area.
- * Resume and Bio—A current resume and/or one page biography. For group show: a current resume and/or one page biography from each artist.
- * Brief Artist Statement—An artist statement that discusses your connection to the places, community, people or ideas in submitted work.
- * Documentation of Work—Include examples of your most recent work or work that relates most closely to the work you expect to show. All images must be in JPEG format (.jpg or .jpeg), and sized to 1024 pixels (14.222 inches at 72 dpi) on the longest side. Label images with: artist's last name, first initial, underscore, number on the image (example: smithp_1.jpg).
- * An Image List—Image list must include the artist's name and contact information at the top of the page; then list the title, media, dimensions, price, and year made. The number of each entry on this list should correspond to the .jpg file name.

Community: About the August Swap Meet

For those of you who've never attended one, the Swap Meet is an annual event at our August meeting at the Multnomah Arts Center that many of us look forward to all year long. You should come prepared to buy, sell, or trade anything you think your fellow metal artists might enjoy. New and used tools, books you no longer want or have duplicates of, sheet metal you bought for that project you never did, beads and gemstones - you name it, if metalsmiths use it, you can bring it.

We will set up tables on which you can display your items, though if you have anything too large to bring, you can send a photo in for the newsletter (and put it up on the CMAG Facebook page yourself), plus bring the photo in for your table.

There will be a very short business meeting before we start swapping and Mary Wong will talk about the Portland Jewelry Symposium (Sept 30-Oct 1, 2018). Also, Geoffrey Watts of Mayer & Watts Gemstones out of Kentucky will be selling his beautiful gemstones. Refreshments will be available throughout the meeting and we will just swap and talk until 9 pm.

NOTE: This event is open to nonmembers, so be sure to invite friends who may not yet have gotten hooked on CMAG!

See the next few pages for a sampling of what will be at the Swap Meet.



Mayer & Watt Gem Sale



Not only will there be great tools available for trade and/or sale at this August's Swap Meet, but Geoffrey Watt from Mayer & Watt from Mayer &

Watt Gemstones will be in from the east coast (Kentucky) with a collection of really fabulous stones for sale. If you haven't had the chance to see their work at an AGTA or MJSA show, you can get a small idea of what they carry from their website at <http://mayerandwatt.com>. They specialize in really well cut, ethically sourced colored gemstones.



Ruby Trapiche | 11.98cts

Full Show Display for Sale - Marcy Swanson



25.5" w x 16.5" h x 19.25" d

- 2 easy gliding drawers 16 x 20 plus shelves for under
- Two glass box display cubes with lighting
- Center tabletop display or cash out area
- Solid wood construction
- Two large canvas carrying bags with handles
- Everything but the cubes folds down for more compact storage
- Cords run through the display so they are unseen

\$250 or best offer, I can bring it to the August swap meeting



Inset lighting with one spot in each glass cube

Wax Injector

Robbie & Chantay Curnow (See Kathleen Baker at Meet)



Valued at \$1500



Asking \$375

Various Tools - Kathleen Baker

Earring Stands



Antique Paper Cutter




Standing Mirror



A complete setup for glass-beading making, minus the actual fuel tank. Terrific Phillips Safety glasses, torch setup, two books in good condition, mandrels and some glass to start with (Not Shown)

Multiple black velvet display stands (Not Shown)



Visioning - Continued from page 1

creation, innovation and community. We rely on our volunteer members – artists, makers, metalsmiths, jewelers, sculptors, hobbyists, business owners – to propel each other’s work forward.

We use our vision to drive us forward, and our core mission and values to ground us. Together, these drive our key strategies and actions as we look to the future.

Vision – What we want to become

A Space of Our Own: A welcoming environment for intellectual and artistic exploration.

Mission – Why we exist

The Creative Metal Arts Guild (CMAG) cultivates excellence in the metal arts through education, advocacy and community for members during all stages of their development.

Values – Our beliefs and behaviors

- *Collaboration* – We value supportive connections and teamwork, and work collaboratively toward common goals.
- *Community & Diversity* – We welcome metal artists of every background and at every level of experience.
- *Sharing* - We happily offer our knowledge, skills and practices.
- *Integrity* – We are responsible, trustworthy members of the greater metal arts and business community.
- *Honesty* – We are truthful and yet sensitive to the opinions, needs and feelings of others.
- *Responsibility* – We consistently deliver.
- *Participation* – We share the load and strongly encourage member participation.
- *Respect* – We treat each other with care, patience, courtesy and kindness.
- *Innovation* – We cultivate new ideas and creativity.
- *Excellence* – We constantly raise the bar, both personally and professionally.

Key Strategies - What we want to accomplish

Cross-Organizational

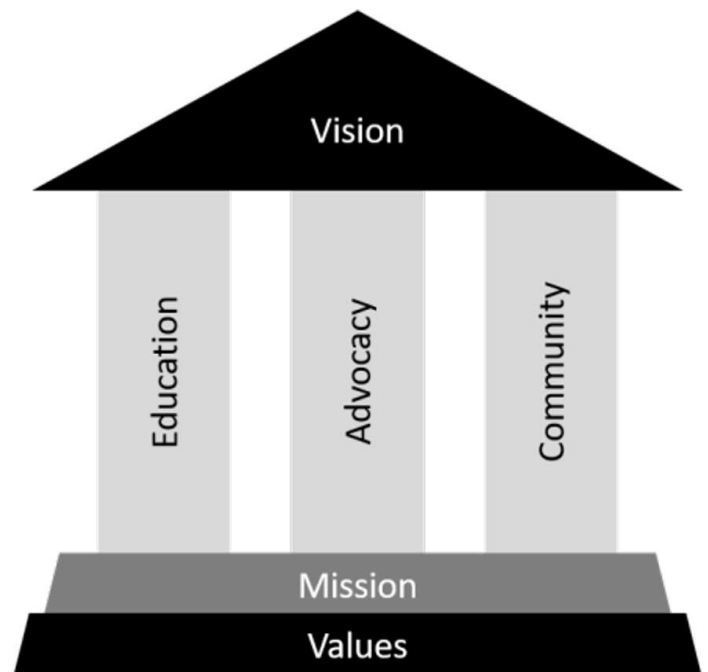
1. Develop a working headquarters for CMAG that provides studio, workshop, gallery and meeting space under one roof with access to shared tools, classes, and exhibition space.
2. Redesign the CMAG website to better serve members.

Education – Deliver exceptional learning opportunities for member artists.

3. Improve educational opportunities for CMAG artists by increasing the number and types of guild-sponsored workshops, programs, demonstrations, symposiums and other learning mechanisms.

Advocacy – Actively promote both CMAG as a guild and guild members.

4. Improve both community and member awareness of CMAG members and events by re-branding CMAG through a comprehensive marketing and communications approach encompassing consistent use of social



Visioning - Continued from page 6

media platforms, website material, and other marketing/advertising methods.

5. Increase opportunities for CMAG members to show and sell their work through pop-up shops, trunk shows, and exhibits.
6. Enhance awareness of and access to CMAG artists by creating and publishing a public guild membership directory.
7. Build CMAG name recognition by increasing the number of guild appearances at community events.

Community – Foster strong relationships among guild members, colleagues and the community.

8. Strengthen alliances and collaboration by growing the number and variety of CMAG-sponsored social events within the guild and across the metal arts-related community.

Can't Live Without It! Our Favorite Tools of the Trade

Heather Munion tells us her favorite tool is her rolling mill, and it's sure up there for me, too. I'm always on the lookout for the Dream Mill (early Cavalin 120 with a combo roller) because they're so durable and solid, but I've "settled" for the next best thing - a Durston - also a phenomenal value. I use my mill for a number of things, from the obvious patterning and sizing of sheet to milling round wire into square or half-round and even staged thinning of metal when fold forming or forging.

One of my favorite patterns is using the half corrugated cardboard that RioGrande often sends small sheet metal in (the newer, heavy double sided doesn't do the trick). By encasing the metal inside the corrugation flap and rolling it (always after annealing!), you get a beautiful fabric-like texture in the metal. Note that each piece of cardboard is a one-shot texture only - it's utterly destroyed in the process. This weekend, I was taught the corn husk roll by Andrea Harvin-Kennington, who was teaching at Cindy Proctor's Newberg Jewelry Studio, using the husks you can buy by the bag at the supermarket for tamales. Andrea recommends running things through for multiple passes to make even more unusual looks. She also developed a giant "look book" of patterns, textures, and coloration techniques through the years by getting plastic slide holders and filling rows with metal samples about 1"x1" with a sampling of the material used beside it and labels on the back - it was incredibly handy to use and gave all the students a bunch of ideas. I'll be starting my own look book soon.

Heather says her favorite book (right now - it depends on what she's working on) is *The Jeweler's Directory of Decorative Finishes: From Enameling and Engraving to Inlay and Granulation* by Jinks McGrath (<https://www.amazon.com/Jewelers-Directory-Decorative-Finishes-Granulation/dp/0896891933/>). I love Jinks' other books as friendly, easy to follow step-by-step narration for both novice and more advanced bench jewelers, but didn't have this one - I've since sent off for a copy! Another great book on coloration of metal that's a must for all shelves is Matthew Runfola's *Patina* (<https://www.amazon.com/Patina-Coloration-Effects-Jewelers-Metalsmiths/dp/162033139X>)

Guild Business

General Meeting (Monthly)

When: General CMAG member meetings are held the third Tuesday of each month, except December. Doors open at 6:45 pm, meetings begin at 7:15 pm, and adjourn by 9:15 pm.

Where: Room 30 at the Multnomah Arts Center, 7688 SW Capitol Highway Portland 97219.


What: Meetings consist of a general business and a short break with refreshments, followed by a program which may be a demonstration of a technique or tool, a slide presentation, a panel discussion, or other presentation of interest to CMAG members.

The CMAG Library is open before the meeting and during the break for checking out books and magazines.

Who: Meetings are open to CMAG members and their guests.

Board Meeting

Board meetings are generally held prior to the General Meeting at 5:30 pm in Room 30 at the MAC (same room as the regular meeting). Members are encouraged to attend and contribute.



ADVOCACY & EDUCATION: Events of Interest to Our Members

CMAG is once again having a demonstration booth at **OMSI's Mini Maker Faire** this year (Sept 14-16) and at Greg Wilbur's booth at **Art in the Pearl** (Sept 1-3) and we need your help!

The logo for Portland Mini Maker Faire, featuring the text "Portland Mini Maker Faire" in a stylized font with "Portland Mini" in blue and "Maker Faire" in red, all enclosed in a blue rectangular border.

For OMSI:

This event is so amazingly fun! We all have a great time, as our prior years' volunteers can attest. We'll need help with setup on Friday, Sept. 14th in the evening, people willing to demo both Saturday & Sunday (or just willing to stand around and help out, answer questions, etc.) and for tear down on Sunday evening. Demos can be on any aspect of metalsmithing, low tech to high tech, and can last between 45 minutes and 2 hours. Having a hands-on component that's safe for kids is particularly encouraged. (For example, hammering some wire on the anvil or some small sawing). We're allowed to make as much noise as we want and we will have an air/acetylene Silversmith torch, an anvil, raising stakes, a Foredom, and a variety of hammers.

All volunteers get a free weekend pass for themselves and any assistants, plus space in our display case. You can sell your work there (it's not the focus of the event so you're unlikely to actually do so). You should have business cards with you.

For Art in the Pearl:

Reach out to Sharon for details.

If you're interested in helping for either event, message Sharon Smith on Facebook or email her at sharon.smith.metals@gmail.com with what you'd like to demo and when or if you can help with set up and tear down. (Note: If not already FB friends with Sharon, she recommends email.)



PORTLAND JEWELRY SYMPOSIUM

SEPT 30TH & OCT 1ST, 2018 | PORTLAND, OR

11th Annual Portland Jewelry Symposium

September 30th & October 1st, 2018

Theme: CRAFT MEETS TECHNOLOGY: KEEPING IT REAL IN A DIGITAL WORLD

From the PJS website (<http://portlandjewelrysymposium.com/>): Methods for jewelry manufacturing are changing rapidly. New technologies and artistic trends coupled with an increased competitive environment require that businesses stay current to remain at the top of their field. The Portland Jewelry Symposium is a one-of-a-kind event that brings together custom jewelers, designers, and retailers to do just that. We like to think of it as the "Great Think Tank" for jewelers that are passionate about their craft. Come join us for a day full of knowledge, inspiration and networking with like-minded peers from across the nation!

**Call for
Entries!**

JAMS

Jewelry and Metals Survey

The **Jewelry and Metals Survey (JAMS)** is SNAG's annual survey of jewelry and metals in contemporary art, architecture, craft, and design. In showcasing approximately 200 juried objects, JAMS highlights the wide range of current ideas and making practices in the field of jewelry and metals.

SNAG invites artists, craftspeople, designers, public artists, and architects worldwide to submit images of new works focusing on metal and/or jewelry. Everyone from any sector of the field at any level of experience is encouraged to apply. Curators are also welcome to submit recent work purchased by their institution.

Jurors: Hoss Haley, Todd Reed & Jennifer Scanlan

Deadline September 1, 2018.

Learn more and enter today (<https://www.snagmetalsmith.org/resources-opportunities/jams/>)

Colleague Q&A: Help Fellow CMAG-ers with Metals and Business Challenges

Even if you can't make a meeting to ask your technical or business-related question, please submit Q&A to news@cmaguild.org.

Last Month's Question from Heather M: Does anybody know how to alloy blue gold? I've seen it once and have a commission I'd like to use it in but can't find a source that sells it or how to make it. I have a commission request for a fireworks texture and they are wanting different gold colors. Also, how well does it fuse?

Mandy asked Jason Chandler, last month's presenter, about blue gold and he tells us: It is difficult to work with as it is very brittle and oxidizes quickly. When used in a piece, it is often treated like a stone and set in a bezel. He suggested looking it up in the Santa Fe Symposium Papers (a great resource for technical information) <http://www.santafesymposium.org/search?q=blue%20gold>

Last Month's Question from Marie-Helene R's question: I know how to make a rubber mold with the vulcanizer, but I do not know how to neatly cut it open to have those beautiful reference corners (also called "Registration" marks). Also I have not been able to find that tool that looks like a tortured jaw opening, used to spread the two parts of the mold. Does anyone have any tricks and/or could they do a demo at a meeting? I would also like to learn more about the alternatives to rubber molds, such as silicone, how it works and pros and cons.

While we don't have any detailed answers yet, Sharon and Mandy are looking into getting us a demo for one of our monthly meetings early next year.

Got answers? Bring them to the next CMAG meeting and send them to news@cmaguild.org. Want to do a demo to help answer the question? Get in touch with Sharon at sharon.smith.metals@gmail.com

Community: September Members' Picnic

For this year's annual CMAG potluck, everyone is invited to the home and studio of Mandy Allen in NE Portland. It will be on Sunday, Sept. 9th from 1 to 3pm. We will share food and drink (in her backyard if the weather is nice) and she will show off her studio and give a basic anodizing demo, plus some general tips on working with aluminum.

Please fill out this Google Form to RSVP and let us know what you are going to bring (FYI, you don't have to bring anything). <https://goo.gl/forms/9UAV510AnpoxgKwW2>

Please note that Mandy has a cat and two small dogs, so come prepared if you have allergies. Bring folding chairs!

Time: September 9th, from 1-3pm.
Demo at 2pm.

Location: 5855 NE 33rd Ave.
Portland, 97211

Phone: (503) 281-7820

There will be no regular meeting at the Multnomah Arts Center in September.



Future Programs



August - CMAG Swap Meet / Mary Wong discusses Portland Jewelry Symposium Plus Mayer & Watt Gem Sale and Board Members Vote

September - Annual Potluck (Mandy Allen's House - bring chairs!) (Instead of the meeting)

October - Thomas Hynes (CMAG Member) - Steel Vessels



CMAG Board of Directors

Mandy Allen, President
Marsha Sandman, Vice President
Barbara Covey, Treasurer
Madeleine Moore, Secretary
Tai Vautier, Spring Show
Sharon Smith, Programs
Cindy Proctor, Education
Kathleen Baker, Membership
Bob Woods, Webmaster
Terry Williams Brau, Librarian
Marcy Swanson, Refreshments



CMAG, Social Media, & You!

CMAG is now on Instagram

To better promote our shows, workshops and members, CMAG now has an Instagram account. Follow us at <http://www.instagram.com/creativemetalartsguild> and if you would like to be featured, please send your image with a caption to allenmetalarts@gmail.com.



Did you know CMAG has a Facebook page? Check us out and Like us at:

Public Page: <https://www.facebook.com/CreativeMetalArtsGuild/>

Members Only Page: <https://www.facebook.com/groups/278905265453288/>

Gathering of the Guilds/CMAG Spring Show Page: <https://www.facebook.com/gatheringoftheguilds/>

Contact Us

Creative Metal Arts Guild (CMAG)

PO Box 8946

Portland, OR 97207

Email: guild@cmaguild.org

Web: <http://cmaguild.org>

Newsletter Information

We're looking for news about you! Your shows, gallery openings, event reviews, workshops you've attended or upcoming classes you recommend, even photos of new works are all welcome. Include body text in an email and attach photos (ideally JPEG format) where available. Submit to: news@cmaguild.org

Upcoming Deadlines (the second Tuesday of each month):

- October Issue: 10/9/18
- November Issue: 11/13/18